

**Centre for Career Planning and Services (CCPS)**

**Indian Institute of Technology Bhilai**  
GEC Campus Sejbahar Raipur (C.G.) 492015

---

# **Placement Report (2021-2022)**



# CCPS TEAM

---



**Dr. Dhiman Saha**  
Faculty In-Charge



**Dr. Arzad Alam Kherani**  
Faculty Coordinator (Electrical Engineering)



**Dr. Vijay S. Duryodhan**  
Faculty Coordinator (Mechanical Engineering)



**Dr. Pawan Kumar Mishra**  
Faculty Coordinator (Mathematics and Computing)



**Dr. Ganapathy D.**  
Faculty Coordinator (Chemistry)



**Dr. Mahavir Sharma**  
Faculty Coordinator (Physics)



**Dr. Anindita Ghosh**  
Faculty Coordinator (Liberal Arts)



**Mr. Ratnesh Pandey**  
Assistant

# CAMPUS PLACEMENT STATISTICS

S.No.	Program	Discipline	No. of registered students	No. of placed students	Placement Percentage
1	BTech	CSE	43	40	93.02
2		EE	42	39	92.86
3		ME	34	28	82.35
4		Total	119	107	89.92
5	MTech	CSE	5	5	100
6		EE	2	0	0
7		ME	6	3	50
8		Total	13	8	61.54
9	MSc	Physics	1	0	0
10		Chemistry	0	0	NA
11		Mathematics and Computing	3	0	0
12		Total	4	0	0

**Abbreviations:**  
**CSE:** Computer Science and Engineering  
**EE:** Electrical Engineering  
**ME:** Mechanical Engineering  
**NA:** Not Applicable

# CAMPUS PLACEMENT STATISTICS

---

- Total Placed: **115**
- Total Registered Students: **136**
- Percentage of Placed Students: **84.56 %**
- Total Number of Offers: **129**
- Total Recruiters: **123**



# SALARY STATISTICS

S.No.	Program	Discipline	Maximum Salary (CTC- in LPA)	Minimum Salary (CTC- in LPA)	Average Salary (CTC- in LPA)	Overall Average CTC – in LPA	Overall Average CTC – in LPA
1	BTech	CSE	27.43	4.8	17.55	13.62	14.12
2		EE	21	7	14.04		
3		ME	16	6	10.15		
5	MTech	CSE	13.5	9.5	8.9	11.31	
6		EE	0	0	NA		
7		ME	16	5	10.33		
9	MSc	Physics	0	0	NA	NA	
10		Chemistry	0	0	NA		
11		Mathematics and Computing	0	0	NA		

**Abbreviations:**
**CTC:** Cost to the Company

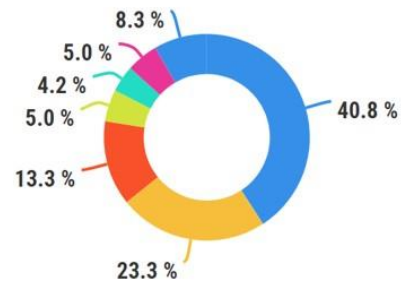
**LPA:** Lakhs Per Annum

**NA:** Not Applicable

# MAJOR RECRUITERS

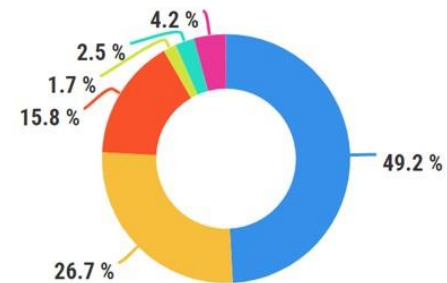


# INDUSTRY CLASSIFICATION



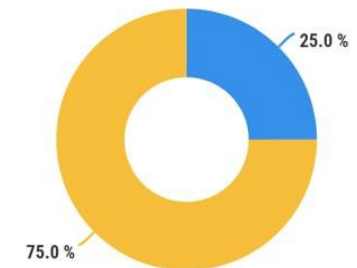
● I.T. ● Others ● Core(Technical)  
 ● Consulting ● Analytics ● Finance  
 ● Teaching and Research

(Industry Sector)



● Private Sector ● MNC ● Start-Up  
 ● Govt. Owned ● Public Sector ● Others

(Type of Company)



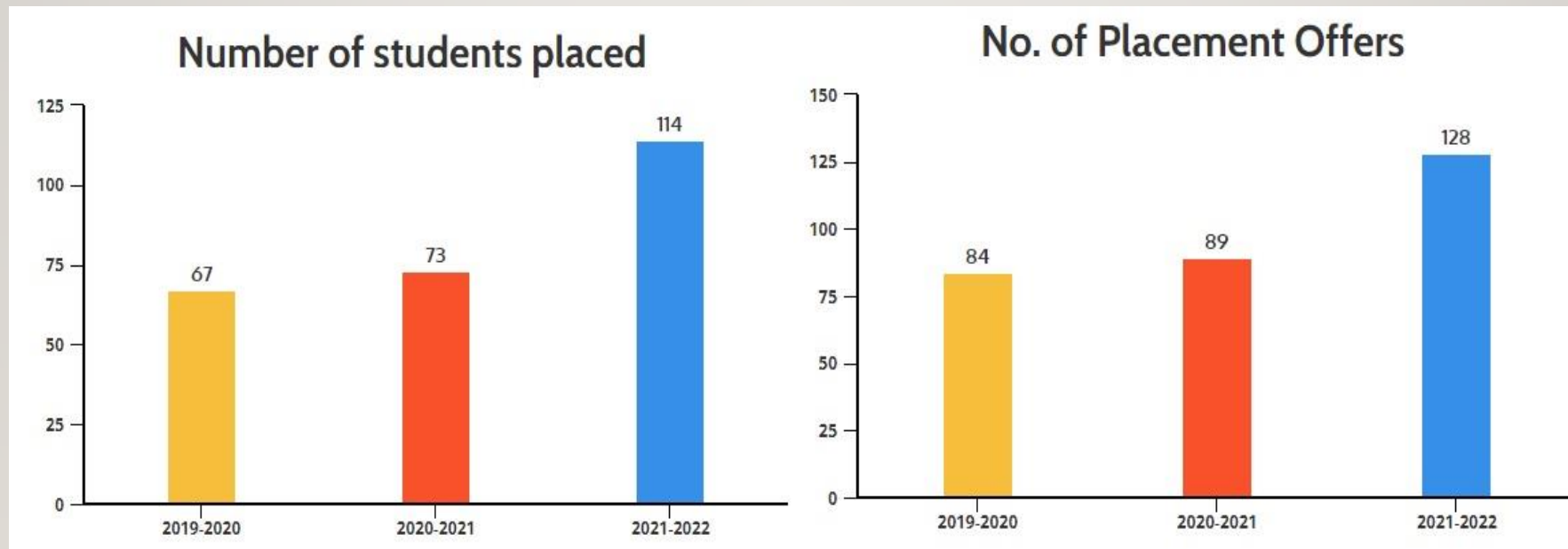
● Product Based ● Service Based

(Type of Service)



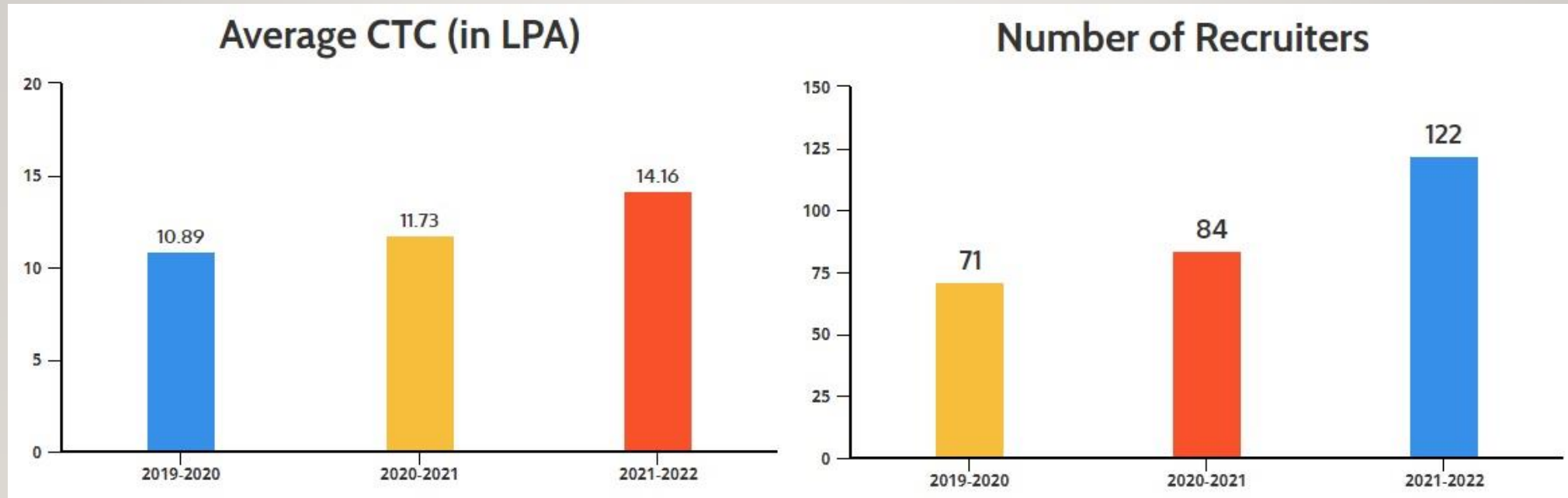
# GROWTH OF PLACEMENT STATISTICS

- Three campus placement sessions have been conducted so far and the placement statistics is bettering with each session and the fourth campus placement session 2022-2023 is currently ongoing.





# GROWTH OF PLACEMENT STATISTICS



# HIGHLIGHTS OF CAMPUS PLACEMENTS 2021-2022

- **100%** MTech-CSE students placed
- Close to **90%** BTech students placed

## Average CTC



↑  
**22%**

## #Offers



↑  
**40%**

## #Recruiters



↑  
**31%**

## #Placements



↑  
**52%**

# HIGHER STUDIES

- Number of students who went for Higher Studies: **13**
- Universities where the students got admitted:





---

## Centre for Career Planning and Services (CCPS)

Indian Institute of Technology Bhilai

GEC Campus Sejbahar Raipur (C.G.) 492016

**Email:** [outreach@iitbhilai.ac.in](mailto:outreach@iitbhilai.ac.in)

**Phone:** 0771-2973618

